

# central.



07

CENTRAL YORKE SCHOOL NEWSLETTER  
MAY 14 | 2020



Government of South Australia  
Department for Education



**GRANT KELEHER**  
**PRINCIPAL**

# Teaching & Learning.

**W**eek 3 and it felt like yesterday that we were really returning to school! I can honestly say that we have hit the ground running.

There are lots of activities that are coming up in the next couple of weeks that give our students learning opportunities that consist of more than writing notes and preparing for a test. Blended learning is all the rage at the moment and students are really responding to our new learner management systems. Student surveys that went out last week showed that 95% of students enjoy their learning being made available on Canvas and Google Classroom. We have also seen a boost in results for students across the board in subjects.

It has been amazing to walk the halls of the school and look at the learning that is going on within our classrooms. If you look at our Facebook page you will be able to see the amazing work our school has been doing in regards to learning both inside and outside of the classrooms. No matter what the obstacle is it's great to see staff providing learning opportunities and students immersing themselves in learning. The smiles and giggles that our students show when learning makes this job all worthwhile.

## **ENGAGING STUDENTS**

Our teachers are always looking at ways to redevelop themselves and engage our students. Staff meetings have been focussing on Site Improvement and formative assessment as the driver for change in regards to giving our students the required skills to succeed in the



21st Century. If you are interested in your child's learning and want to know more, please feel free to contact your child's teacher and I am sure they will be able to answer any questions you may have. If you also want you can jump online and look at programs through Google Classroom for primary students and Canvas for secondary students

### **LIBRARY REOPENING.**

With the easing of restrictions for COVID-19, it gives me great pleasure to announce that our library will be reopening from Thursday the 14th of May.

To comply with social distancing guidelines, there will different opening times and rules that will need to be adhered to by the community. I encourage all patrons of the library to have a look on our website or Facebook pages to see the change in operating times and new rules. If you're not techno

savvy, then please call one of the library staff who will be more than happy to answer any queries you may have.

### **FACE TO FACE LEARNING**

I just wanted to give parents the heads up about our plan to return to face to face learning full time. At this point in time we are doing a mixture of face to face and online due to the lockdown at Point Pearce.

Once we are given permission for the bus to travel from Point Pearce, we will be ceasing online lessons through Zoom and returning to face to face lessons for all students. We have been in continual contact with SA Health and SAPOL to have the bus reinstated. At this point in time we are really encouraging students to be attending school if they are able to.



Parents are asked to drop off and pick up their students at the school gates and not enter the site.



## **PROGRAMS RESTARTING**

It's been fantastic to see that we have been able to recommence our football program as well as SAASTA and Senior School lesson offerings to other sites. The music academy is looking to recommence sometime in the next fortnight or so. The return to a bit of normality has been welcomed by both staff and students.

## **SCHOOL UPGRADES**

As was announced by the Marshall Government in the media last week, Central Yorke have been able to secure over \$200,000 in government funding to upgrade our infrastructure. These funds were approved through our building plans to replace the roof, guttering and downpipes on our Secondary Wing. Over the last 5 years we have spent over \$1.5 million to upgrade the school and bring it up to a standard that is suitable

for cutting edge learning. Future plans are to upgrade our security with electronic locks as well as upgrade furniture throughout our classrooms.

As always we are here if you have any questions or would like to discuss anything further feel free to give us a buzz and talk to one of our staff.

Until next time

**Grant Keleher.**

## **CENTRAL YORKE SCHOOL CONTACTS**

Principal

**GRANT KELEHER**

Deputy Principal

**CHELSEA SCHMIDT**

Head of Point Pearce

**DAVE LOVE**

Head of Early Years

**MEL RICHARDS**

Learning & Student Pathways

**SCOTT MOORE**

SAASTA & Middle School

**SHAYLA VINCE**

Community Engagement

**TIM TUCK**

Counsellor

**HELEN MOLONEY**

Business Manager

**FIONA-LEE BUTTFIELD**

Student Services

**DEB BRIGGS**

**SKYE BARLOW**

**CHRIS WILLIAMS**

**ANDREA VANDER WESTHUIZEN**

Junction Road, Maitland SA 5573

P (08) 8832 2613 | F (08) 8832 2336 | E dl.0761.info@schools.sa.edu.au

# Primary Assembly Term 2

**O**ur Term 2 assemblies have looked very different as we have been using Zoom to meet up each Friday afternoon. Our Week 1 assembly had our usual line up of items including Reader of the Week, Merit Cards, Welcome to Country, the School Hymn, and student birthdays. We also crossed live to each class for news from each of the SRC Representatives.

In Week 2 we had some very special guests! Andre and Cam joined us from the Music Is Fun Band and performed a mini-concert! They sang the very funny 'Wombat On a Surfboard' and 'Wishing on a Star'. Andre also did a pretty impressive trumpet solo.

It's been fantastic getting together each week and so lovely to see all of our Home-Learners logging in to join us.

Watch out for more Zoom assembly invites as the term progresses.

↓ We had lots of students logging in for our very first Zoom assembly.



↓ We're hoping to see the Music Is Fun Band when they visit the school in Term 4



↓ Teachers presented the Merit Cards in each class.



**CHELSEA SCHMIDT**  
DEPUTY PRINCIPAL




## PARENT CIRCULARS

**May 12** Supervision for Point Pearce Years 3-12 students

**May 2** Week 2 Student Learning Program

**May 1** Covid-19 and CYS Plan for Point Pearce

**Apr 23** Schooling in Term 2



**TOM**



**What is he?** He is a lamb.

**How old is he?** He is one month old.

**How is he related to Jerry?** Tom is Jerry's twin brother.

**Who looks after him?** Mrs. L, Ms. Townsend, the Year 9's and Sophie Davies (me!) have helped.


**Why does he need special attention?** Due to an udder disease called mastitis, his mum was no longer able to feed him and so she rejected him.

**How is he getting fed?** He is getting fed by a milk formula in a bottle with special teats.

**How can you tell he is Tom?** You can tell by looking at the height of the two lambs and noticing that Tom is taller.

**What's a fun fact about Tom?** Never (and I mean NEVER!) pick up Tom as he will poo all over your leg. On Monday last week one of our year 7's experienced this and Tom was in the time out shed. Tom will also follow Jerry where ever he goes.





**What is he?** He is a lamb.

**How old is he?** He is one month old.

**How is he related to Tom?** Jerry is Tom's twin brother.

**Who looks after him?** Mrs. L, Mrs. Townsend, the Year 9's and Sophie Davies (me again!) have helped.

**Why does he need special attention?** Also due to an udder disease, his mum was no longer able to feed so she rejected him.

**How is he getting fed?** Just like Tom, he is getting fed by a milk formula through a bottle with special teats.

**How can you tell he is Jerry?** If you look at his height you will notice that Jerry is smaller. He will also come to you first when you call.

**What's a fun fact about Jerry?** Jerry likes to nibble on a finger and will run away from you so watch out!



# FOOD & HOSPITALITY

*Turning chicken curry pasta sauce into a meal...*







# 9/10 HOME EC

*Making chicken and corn soup*





JASON CLIFFORD  
SPORTS  
COORDINATOR

# Term 2 Football Academy

**T**he Football Academy has been running a little differently in recent times but it has been great to still have a core group of students who have been able to train together at school every Tuesday. Hopefully it will not be long until the whole squad is back together.

They have all been keeping busy though with home practical tasks including skills challenges such as kicking a ball into a bin from various distances or hitting a small target. There have been fitness challenges also that students have been completing as well as analysing kicking techniques and evaluating fitness plans.

Students were very excited to receive their CYFA Polo, training top and cap at the end of last term and are looking forward to being able to wear these as a squad later in the year during class and when we can resume playing games against other schools.

If the Football Academy looks like it is something that interests you talk to Mr. Trenorden or Mr. Clifford today to see how you can join the team.

➔ CYS students modelling the new Polo, training top and cap

↓ CYS students participate in a Zoom lesson with Kadina, Moonta and Yorketown students in the Academy room discussing the Analysis Assignment



➔ Sophie and Tayla execute their marking and kicking skills during a training session







SHAYLA VINCE  
SAASTA COORDINATOR

## Term 2 **SAASTA**

**W**e are extremely excited to have SAASTA lessons back up and running at CYS campus this week. We are still missing our Point Pearce students but have been able to connect with them through Zoom Video Conferencing.

Students are still working hard to achieve all of their KPI's which involve them to:

- Achieve academic success in all curriculum areas including non-SAASTA subjects
- Maintain a strong attendance rate (minimum 90%) at the academy & mainstream classes
- Adhere to the school Behaviour Management Code
- Show a high standard of team work and actively participate in all aspects of SAASTA, including practical lessons (unless providing a signed note of illness/injury)
- Represent SAASTA at school, in the community and at events/competitions in a positive manner
- Show a high standard of respect and courtesy toward ALL staff, students, community members, coaches and visitors.

- Conduct yourself with a high standard of sportsmanship in all aspects of practice and competition
- Wear the SAASTA uniform with pride and with a high manner of respect for the brand

Stage 2 students are currently working hard on their 4 Week Fitness Programs, whilst the Stage 1 students are demonstrating their knowledge and understanding of Aboriginal narratives by writing an article, speech, blog or creative style of literature.

All students were able to measure their heart rate and Borg exertion rate in this week's fitness session which allowed our Stage 2 students to record results for their assignment.

We are all looking forward to a successful term ahead.







JAYNELLE LE FEUVRE  
AG. SCIENCE TEACHER

# Led Steers


**O**ur older students have formally accepted the challenge of training three steers!

Quite a few of our 10-12 students are involved with the led steer program for 2020.

Cancellation of the Adelaide Royal Show has meant some big changes in the judging and parading.

However, it looks as though the hook-carcass competition will still be going ahead and there's a distinct possibility of on-hoof judging via a video link.

A huge thankyou again to Brett Graham from Broomfield Black Angus stud, to Amy and Ashley Nankivell from Ashvell Murray Grey Stud and to Chris Thompson from Bayview Shorthorn stud for helping provide our students with the opportunity to work with these animals.



# R/1 Music **High and Low**



**TIM TUCK**  
MUSIC COORDINATOR

**T**he R/1 students have been investigating the concepts of high and low pitch in music.

We have been learning the 'Noah Rap' and pretending to be little mice and monkeys with high voices and big bears and lions with low voices. We've also chosen instruments to match our voices

We've learned the 'Slide Song' which has a simple scale pattern that climbs from low to high. We've performed this on different instruments including Boomwhackers and handbells. We performed the song in the PAC then stood on the steps of the bus-bay and played it again.



We've learned that big instruments (like big animals) often make low sounds and small instruments (like small animals) often have high sounds.

In later lessons students will apply those concepts to compose music for Jack climbing the Giant's beanstalk.



# spotlight on

The Year 2/3/4 class has been exploring how data can be represented in different ways. We looked at how flags can be used to communicate messages, either by themselves (such as a country's flag or a sports flag) or as part of a group.

We then investigated how sailors use maritime flags to send messages. We learned that each flag can stand for a different number or letter of the alphabet and can be put in order to make words.







From there we made our own miniature maritime flags, cutting out small squares of card, colouring them with the correct colours and attaching them to masts.

Each student finished by arranging their flags to make a message and 'send' it across the classroom where it was decoded or replied to.



## AUSTRALIAN CURRICULUM

# TECHNOLOGIES

### 3/4 DIGITAL TECHNOLOGIES

#### DIGITAL TECHNOLOGIES KNOWLEDGE & UNDERSTANDING

- Recognise different types of data and explore how the same data can be represented in different ways .

### 3/4 DESIGN & TECHNOLOGIES

#### DESIGN AND TECHNOLOGIES PROCESSES & SKILLS

- Select and use materials, components, tools, equipment and techniques and use safe work practices to make designed solutions

# R-1 Magic Nature Wands






In Art with Ms McEvoy, the R/1 students made their own 'Magic Nature Wands'. They found magical looking sticks then would tape, string and wool around them then added other found materials for a magical effect.


# 8 PORTRAITURE



↑ Issy by Macushla Millar



↑ Taylor by Taylor Davies



↑ Taylor by Molly Rowe



↑ Macushla by Isabel Hollams

# Kindness Award



HELEN MOLONEY  
SCHOOL COUNSELLOR

I am pleased to report that this term primary students will have the opportunity to receive a newly developed award for kindness. Kindness certificates will be awarded at Primary School assemblies to students who have gone out of their way to show kindness to others.

## THE POWER OF KINDNESS

Many studies have shown the power of kindness and the far reaching benefits for the person giving kindness and the receiver of the kindness; it's a win-win situation. The physical effects of kindness include the release of 'happiness hormones' which are responsible for feelings of wellbeing, satisfaction and helping to lower anxiety and stress levels. Fundamentally, acts of kindness help children form connections

with peers and develop stronger relationships which is a major factor in increasing happiness.


## SMALL ACTS - BIG PAYOFFS

Even the smallest acts of kindness heighten children's sense of wellbeing, increase their energy and give a wonderful feeling of optimism and self-worth. The Kindness award is one way to celebrate the importance of being kind to each other.

## CONGRATULATIONS

Congratulations to Lucy Allen and Eva Palin, the first two recipients of our kindness awards.

If you would like to discuss any issues your child may be experiencing at school please contact me at school on, 8832 2613 or email, [helen.moloney746@schools.sa.edu.au](mailto:helen.moloney746@schools.sa.edu.au)



CENTRAL YORK SCHOOL  
Certificate of

KINDNESS

*Presented to Lucy Allen in Year 6  
who supported a class mate during a lunch break.*



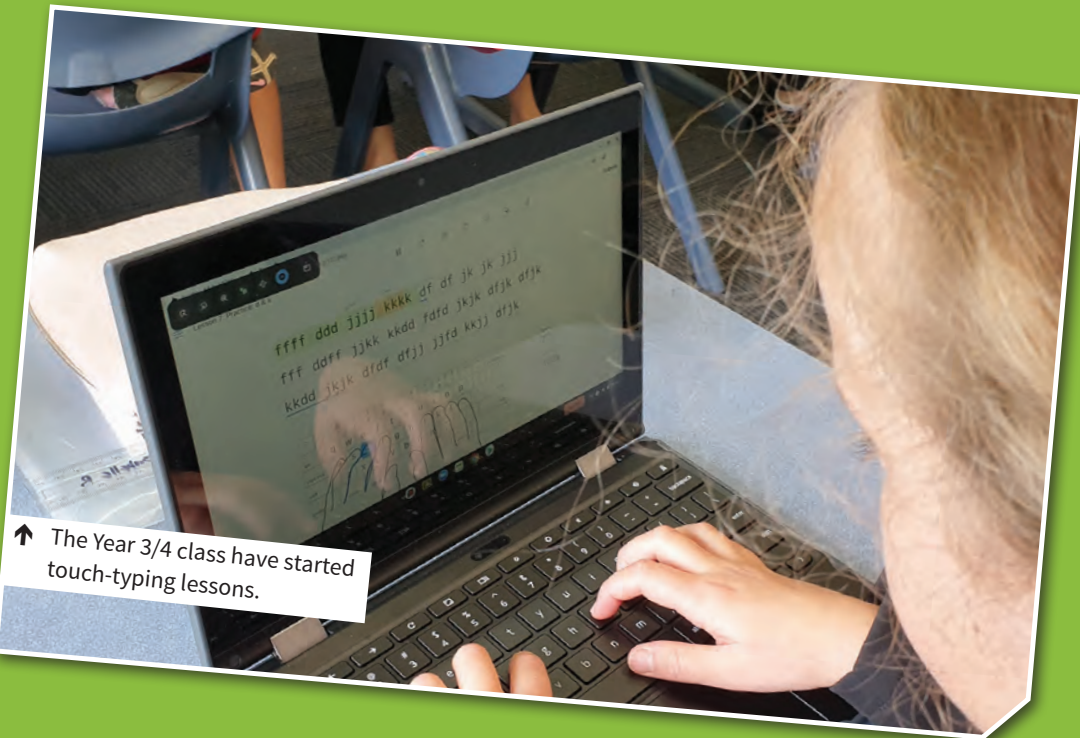
CENTRAL YORK SCHOOL  
Certificate of

KINDNESS

*Presented to Eva Palin in Year 1  
who displayed kindness to her friends during outdoor play.*

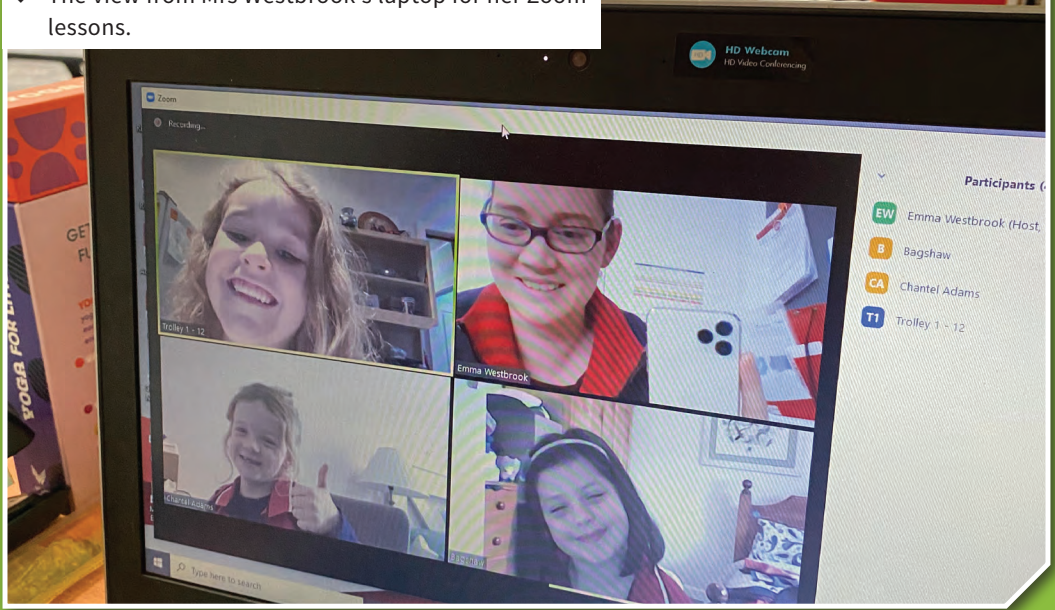


↑ The SAASTA Students on their first day back.



↑ The Year 3/4 class have started touch-typing lessons.

↓ The view from Mrs Westbrook's laptop for her Zoom lessons.



# SNI PP ETS

↓ The Year 5/6 students recording their PE on the iPads.



# The **Back** Page

Saying **sorry** is easy.  
How do you **show** it though?

