


central.



11

CENTRAL YORKE SCHOOL NEWSLETTER
JULY 2 | 2021



Government of South Australia
Department for Education



CENTRAL YORKE SCHOOL

PRINCIPAL

Grant Keleher

HEAD OF POINT PEARCE

Kath Magarey

HEAD OF EARLY YEARS

Mel Richards

ASSISTANT PRINCIPALS

Chelsea Schmidt

Scott Moore

COORDINATORS

Shayla Vince

Anna Allen

WELLBEING LEADERS

Jaynelle LeFeurve

Will Baker

BUSINESS MANAGER

Fiona-Lee Buttfield

STUDENT SERVICES

Deb Briggs

Skye Barlow

Kelly Whittaker

Andrea vander Westhuizen

CONTACT

Junction Road, Maitland SA 5573

P (08) 8832 2613

F (08) 8832 2336

E dl.0761.info@schools.sa.edu.au



PRINCIPAL'S REPORT



Welcome to the last newsletter of the term and the start of the school holidays. While it has been an extremely different term the holidays are going to give us all a time to recharge our batteries and re-evaluate where we are at in both our teaching and learning journeys.

For me, I will be taking an extended holiday and going on leave for 5 weeks at the start of Term 3.

I'm going to use this time to connect with family and also get on my bike and explore some of South Australia.

Would you please join with me in welcoming the following staff members to their new roles for weeks 1-5 of Term 3:

- Scott Moore - Principal
- Shayla Graham - Secondary Assistant Principal
- Luke Trenorden - Secondary Coordinator

I feel truly blessed to have such an amazing staff with depth of talent who I know will all do a fantastic job running the school while I am holidaying.

"We acknowledge the Narungga People as the Traditional Owners of this land and we pay our respects to their Elders past, present and emerging."




ON THE COVER

Reception student Max dressed up as his favourite teacher for our SRC activity day. With those glasses, shirt and tie, he was the spitting image of someone whose picture is on this page...



11

CENTRAL YORKE SCHOOL NEWSLETTER
JULY 2 2020



MID YEAR REPORTS

This week you will receive your child's semester report. The end of the week will mark 'half-time' for 2020. As I wrote in my article this time four years ago, just like a game of football or netball it will be time for students to reflect on their performance and adjust it to the point where they can be successful at the end.

They may depend of advice from parents, teachers or peers and what was their expectation at the start of the year will not necessarily be the same now.

However, just like any game of sport they still have time to pick themselves up or go further than they ever have before.

There are cases in reports where what parents thought about their child's progress and the information they receive could be very different.

I have spoken at length with staff about student results and parents not being surprised when they look at a report.

If this is the case and you are upset with your child's report then I ask you to email me your concerns and I will take it up with the teacher involved. If you wish to email me my details are Grant.Keleher97@schools.sa.edu.au

If you are happy with your child's achievement then please let everyone know just how well they are doing.

Children thrive on positive recognition, especially when they are recognised for something they have earned.

Like a game, students do best with lots of sideline support.

Encouragement and expectations of a solid effort from families bring rewards to student learning.

KEYS TO SUCCESS

In my opinion there are some key factors that underpin a student's success at school regardless of a student's ability.

These factors underpin the results our students get in their reports and in our community.

Here is my top 4:



Attendance

There is a direct relationship between attendance and school grades. Students are required to attend school every day except if they are sick.

When a student is absent, a note from a parent explaining their absence is an expectation.

Complete Set Tasks

Students who are successful, complete all set tasks to the best of their ability. Invariably, students who do not pass a subject have not attempted or completed the required task.

At CYS, if major tasks are not submitted, parents will be informed.

Come Ready to Learn

As a teacher we all recognise which students are ready to learn. They bring a bag to school, have the equipment at the ready like pens and pencils, and also wear the school uniform.

Where a student is wearing casual clothes, they usually are not in the learning mode. We wear a uniform to go to work and we wear a uniform to come to learn at CYS.

To the students credit have been noticing less and less hoodies under jumpers. However we can always improve in how we present ourselves

Parents as Partners

Parents are essential in the learning process particularly as the cheer leaders from the side lines. While they may not always show it, students love positive feedback from the significant people in their lives.

Our young people today are desperate for role models and need someone they can look up to as opposed to a parent acting more as a friend.

If you are worried about your child's learning, please make a time to come along and share your concerns or ring at any time and ask to talk to the teacher or leader concerned. If you are worried, we probably are too.

Thank you again for your continual support of our school and the effort you put in to support us with lifting standards. I hope you enjoy your holidays and come back in Term 3 with even more motivation to succeed at school.

Grant Keleher.



Rural Ambassadors

On June 20, Annabel and I travelled to Adelaide to attend our second forum as the 2021 Rural Youth Ambassadors. Being an ambassador this year means that Annabel and I can further develop our leadership skills, collaborate with other rural students and have a voice on behalf of the other rural students in South Australia.

We met with the other Ambassadors and discussed the main issues that students at rural schools face each day.

We brainstormed ways to increase student attendance, give students the opportunity to complete subjects that they wish to and work with other schools.

We spent Monday, planning, discussing and brainstorming what we would present at the South Australian Area School Leaders conference.

We were also invited to the 3-course dinner at Adelaide Oval with the leaders and principals that night.

On Tuesday morning Annabel and I presented at the conference and had a meeting with the Chief Executive of Education Rick Persse.

Overall, it was a great experience to meet important people at a very high level in the Education Department and work with other Ambassadors to make a difference to our rural schools.



GEORGIA HASTING
Year 11 Student



ANNABEL WHITTAKER
Year 11 Student

“
Overall, it was a great experience to meet important people at a very high level in the Education Department and work with other Ambassadors to make a difference to our rural schools.”



**ANNABELLE
SMART**

Year 10 Student



RYPEN 2021

RYPEN is the Rotary Youth Programme of Enrichment and I was lucky enough to be sponsored by the Maitland Rotary Club to attend the 2021 event.

On Friday April 23, we travelled to the Woodhouse Activity Centre situated in Piccadilly in the Adelaide Hills.

On Saturday Morning, straight after breakfast, we had a very informative session about our values and another about goal setting. These were both very enlightening and helpful.

Later that night we had a session of Bush Dancing which I thoroughly enjoyed as we got to dance around with the new people that we had formed a connection with.

On Sunday April 25th (ANZAC Day morning), we all rose early to attend the local ceremony at Woodhouse

where we were accompanied by a local serviceman and his family. Afterwards we listened to two more guests talking about Public Speaking and Problem Solving which I found the most interesting and helpful.

On my return to Maitland I attended a Rotary Meeting where I spoke about my experiences and received my certificate.

I made many new friends from all over South Australia whom I have remained in contact with. I also learned many new skills that will be valuable in the future.

I would highly recommend students in the future to take up this opportunity.



“

I would highly recommend students in the future to take up this opportunity.

Open Girls Zone Basketball- CYS Representation



On Friday June 11, Latoya Humes, Kytanna Buckskin and myself represented Central Yorke School in the Yorke Peninsula Open Girls Zone Basketball Team.

The game was against Kadina Memorial School's Open Girls team and we were coached by Kris Daddow from Moonta Area School.

Unfortunately, despite a strong showing, the final score was not in our favour 25 – 43.

This was still a great experience and I enjoyed the opportunity to play and meet new people.

Annabelle Smart | Year 10

Association Football - CYS Representation

Congratulations to CYFA Students Gabriella Fawkes, Hayley Durdin-Dodman, Isabelle Savage and Tayla Coles for being selected for the Champion Association Team.



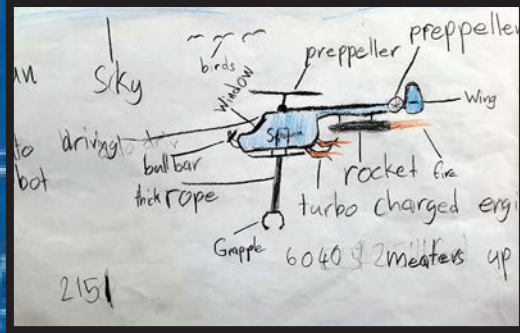





Spotlight on

This semester in HASS we have been looking at objects from the past and how they have transformed to be in the present.

The class was set the challenge to design what their object would look like in the future around the year 2050. Their objects were under the headings; transport, communication





Spotlight on

Monday June 7 through Friday June 11 was our official 2021 'Pet Week' and saw Primary students bringing their pets to school to share with their classes.

There was quite a variety of animals in the yard and classrooms including pet birds, pet dogs and pet sheep. Students were encouraged to ask questions about the animals, and the



Primary Pet Week

pet owners demonstrated how their feathery and furry charges were looked after, groomed and walked. We'd like to thank all the children

who bought their pets to school with huge shoutout to the parents who took time out of their schedules to organise the visits.



Term 2 SRC Assembly

The SRC's Term 2 assembly was held in the Performing Arts Centre on Tuesday June 22.

The Assembly began with the Acknowledgement of Land read by Isis and the singing of the National Anthem and the School Hymn.

The Festival Choir performed first with fine renditions of 'Rockstar' ¹ and the poignant 'I Have a Voice', with anti-bullying messages appearing on the big screen.

The Ag Studies students updated the audience on everything ag-related then brought in some of the baby lambs and goats. ²

The Kindy and R/1 class performed next with the very loud 'Bash & Bang Band' song featuring shakers and home made drums.

Mrs Graham then presented the CYS Academic Achievement awards with over thirty students being recognised for their efforts. ³

Mrs Schwartz led the Brass Ensemble in two marches, one from Indiana Jones and the other from Star Wars. Well done to Shannon, Louis and Kira for filling the room with a huge sound! ⁴



CYFA students reported on their recent games and we watched an entertaining and educational video by Harrison Geater-Johnson on correct kicking techniques.

The Year 10 Performing Arts class showed off their ukulele skills with a fun version of the 'Champs' hit, 'Tequila', with some great audience participation. **5**

Mrs Allen presented the Primary Birthday cards for the week followed by an update on the SAASTA Power Cup **6**. Mr Keleher presented attendance certificates and congratulated three students on achieving 99% attendance over this past semester.

Head Prefect Sophie gave the SRC speech with a focus on the Learning Hub and senior classes and Georgia presented the SRC Certificates. **7**

The assembly finished with the traditional term video showcasing our huge term of learning, activities and growth.

Thank you to the parents and family members who joined us for the assembly, to Mrs Le Feurve and the SRC for their organisation and presentations, to Julian and Travis for their operation of the slideshow and to Mr Tuck for the certificates, video and technical work.



SRC Lunchtime Activities

The SRC have been running a variety of lunchtime activities in the school gym this term. These have been hugely popular and the class SRC representatives are to be congratulated on putting

their leadership skills into practice. These great photos show students of all ages enjoying playing dodgeball and Brondan's Game.



Strength Training Gym Excursion

In Week 6 our Strength Training class had another excursion down to Bodysync for a session with George.

We first did boxing as a new circuit, pairing ourselves up and doing reps of uppercuts, jabs, cross overs and hooks.

In between boxing we would do either squats or lunges and one person would have the gloves and the other would wear the mitts.


Once we had finished our boxing we moved on to working on cardio fitness and used machines like the rower, cross trainer, treadmill and air bike.

We also all had a go at bench pressing with the bar and surprised ourselves with how much weight we could lift.

We finished with a range of weighted exercises for our arms using the weights that challenged our own individual strength.

Taylor Davies | Year 9






Spotlight on

If you don't know your pancreas from your appendix or your gall bladder from your small intestine, then be sure to drop into Miss Townsend's 7/8 class and the students will be able to set you straight!

This term in Science we have focussed on Cells, Organs and Body Systems, culminating in a major home project in which students constructed a model of the human digestive system.




7/8T Science

The results were outstanding and the materials used ranged from vacuum hoses and wire to fabric, recycled bottles and even knitting.

The digestive system project is a popular component of the 7/8 Science course.

Earlier in the year Miss Townsend popped in to one of Mrs Gaisford's senior Nutrition lessons about digestion. She was impressed at how many students were able to recall the parts and functions of the system as a result of their memories of their own project back in Year 7/8!

[CONT→](#)



FROM ←

The focus earlier in the term was on Cells and their components. To help learn some pretty tricky terminology, like Mitochondria, Endoplasmic Reticulum and Ribosomes, groups of students researched, designed and constructed a pizza which represented the parts of a cell.

Of course the highlight of the activity was eating the pizza at the end!!

Our final topic this term is Reproduction and students are currently researching a range of fascinating methods that animals and plants reproduce. Did you know that the Gastric Brooding Frog gestates its young in its stomach then 'spits out' live babies? How about the



Star fish – if it loses a limb it can just grow a new one! The Giant Panda’s babies (despite the name) weigh only 100 grams and the gender of crocodile babies is determined by the temperature of the nest. As you can imagine, this topic has certainly generated a lot of discussion in the classroom!

Congratulations to all the students in 7/8A for their involvement in the Science course this term and especially for showing such a keen interest in learning more about the workings of our natural world. We already have some budding doctors, nurses, vets and scientists in the class.

Sarah Townsend | Science Teacher



electives expo



Intercultural Understanding • Numeracy • Literacy • Critical & Creative Thinking • Ethical Understanding • Personal & Social Capability • ICT • Personal & Social Capability • Intercultural Understanding

**photography ceramics biomechanics international
cuisine business marketing scratch programming
upcycled mosaics woodwork**



Middle School students showcased their Term 2 elective products at the Electives Expo, held on Tuesday May 11 in the Primary Coverway.

On display were stalls, demonstrations and photo boards of the wide range of creative, innovative, and developmental programs our students were involved in over the ten-week units.

The Expo was timed to coincide with the school Open Day to give parents and visitors the chance to interact with the eight elective groups.

Mr Tuck's **Scratch Programming** group shared their maze and side scrolling games, challenging visitors to complete the multiple-level mazes. His Photography students work over the term was displayed on showboards around the coverway.

Ms Haydon's **Mosaic** group had their individual tiles and a collaborative mural representing our school and its identity on display. The students created the artworks from up-cycled plates which taught them about sustainability.





The **Ceramics** group led by Ms McEvoy investigated Japanese Wabi-Sabi pottery. Photos of the process were on display showing the new skills the students developed over the term.

Photoboards from Ms McEvoy's **Biomechanics** group were on display with QR codes linked to videos of the students demonstrating correct form of a range of exercises. A photo diary also showed their visits to the local 'Bodysync' gym.

The **Woodworking** group led by Mr Baker showed off their fold-up side tables and the power tools used in their construction.

Mrs Davies' **To Market** students showcased their entrepreneurial capabilities with a wide range of products for sale including bracelets, stress balls, rainbow fudge, fidget spinners and cookies. The students were delighted to realise over \$160 in sales. The **International Cuisine** students created





PowerPoint presentations to illustrate their culinary and cultural journey exploring food from different regions around the world.

Congratulations to all the students and staff involved for an outstanding display of student-centred learning. Thank you to all the parents who attended, asked questions of the presenters and bought produce.

Tim Tuck | Electives Teacher





Spotlight on

The R/2 students have been learning about wool, sheep, and weaving as part of their Design and Technology studies. We examined wool yarn and decided it looked like the wool

on a sheep. We then visited the Ag Block and found pieces of wool caught on the bard wire and worked out it was from the sheep when they rubbed against it. We tried weaving with




R/2 Weaving

lengths of wool and made pom-poms and models of baby lambs. We then switched to weaving with paper and wove colourful paper mats. We learned about the 'warp' and 'weft'

of the weaving and practised going 'over and under' and swapping directions on each turn.

Timothy Tuck | Design & Tech



AUSTRALIAN CURRICULUM

R/2 DESIGN & TECHNOLOGIES

KNOWLEDGE & UNDERSTANDING

- Explore how **plants and animals** are grown for food, **clothing** and shelter and how food is selected and prepared for healthy eating .

PROCESSES & SKILLS

- Use **materials**, components, tools, equipment and **techniques** to safely make designed solutions.



YP Combined Schools Band Tour

On June 23, the YP Combined Schools Concert Band under the baton of IM teacher Debbie Schwartz toured three local schools presenting concerts to students and promoting instrumental music and the band program.

The tour began at Central Yorke School with a performance in the school's Performing Arts Centre. This was followed by a concert at the Maitland Lutheran School in their school hall and at Ardrossan Area School in their sports centre.

The diverse program for the concert included the band performing medleys from shows such as 'Mary Poppins' and 'Shrek' and selections of songs from Classic Video Games. Two songs from the movie 'Aladdin' featured vocals and individual students demonstrated their instruments in short

solos. A special guest appearance was the Senior Vocal Ensemble who performed 'I See Stars' from the movie. 'Mean Girls'.

Audiences at the three venues were enthusiastic and attentive, demonstrating great audience skills. Well done to all the students, staff and community members involved and a big thank you to the schools for hosting us.

PHOTO GUIDE

- 1 CYS Performing Arts Centre
- 2 MLS Hall
- 3 Trombone section performing solos.
- 4 AAS Gymnasium
- 5 Conductor Debbie Schwartz
- 6 Senior Vocal Ensemble
- 7 CYS Audience







**AMANDA
WHEELER**

Learning Hub
Teacher



Chicken Pen Upgrade

Izac Wilson has been working hard during Design and Tech lesson upgrading the steps and nesting boxes for the chicken pen located down in the Ag. Block.

Izac created the designs himself.

With some help from Mr Baker and Kim he has cut and organised the materials and produced some amazing woodwork pieces.


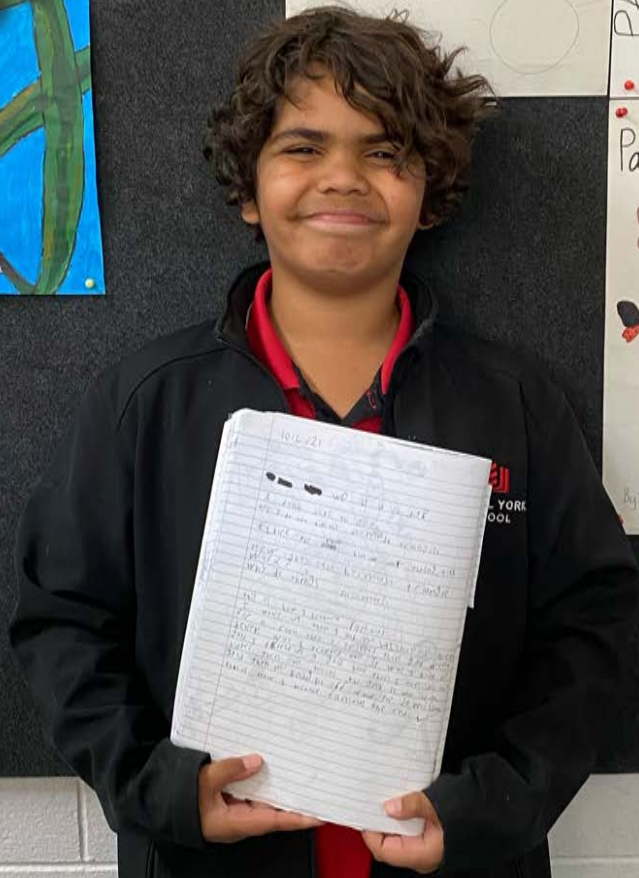
Staff and students are looking forward to seeing the completed project early next term and welcoming our chickens back to CYS.



HOW I BECAME FAMOUS



YEAR 5/6
'ROTTI
'LOTTI'
SPIRED
PAINTING



Year 5/6N student Travis has been working with SSO Jess Campbell on developing his resilience and perseverance in creative writing. Travis recently wrote an extended piece about the Bermuda Triangle and how he 'became famous'. He's very proud of his work and is now writing even longer pieces. Here's part of the story:

THIS IS HOW I BECAME FAMOUS.

I woke up, and as usual, went for a run. Then I tripped and you won't believe what I tripped over. It was a block of gold!

I picked up the gold block then I ran to a buyer. He tested the gold and it was 100% gold! He bought it off me for \$30 million!

And that is how I became famous in the end!

CENTRAL YORKE SCHOOL 2021 K-10 SCHOOL MUSICAL



Wednesday September 22 & Thursday September 23 , 2021
CYS Performing Arts Centre





JOIN CHEER IN KADINA

The Marvels Cheerleading Team in Kadina have positions open for new athletes.

Tumbling experience required.
Front & Back Handsprings preferred.
Ages 13+

Register for a free trial at:
[www.midnorthallstars.com.au/
2021-registrations](http://www.midnorthallstars.com.au/2021-registrations)

For more information email
midnorthallstars@gmail.com

@midnorthallstars



P (08) 8832 2613

CYS UNIFORM SHOP

The CYS Uniform Shop is currently stocked up and ready to supply students with their uniform needs including:



Families can purchase uniform using the QKR! App or visiting the Student Services Office located in the School Administration wing.

Junction Road, Maitland SA 5573 | P (08) 8832 2613 | E dl.0761.info@schools.sa.edu.au

APPLYING FOR A SCHOOL CARD



All types of School Card applications are now online.

You can access the online forms from any device that gets internet, including mobile devices, such as tablets and smart phones, as well as laptops and computers.

Applying online is easy! Simply follow the steps below.

- STEP 1** Visit sa.gov.au/education/schoolcard
- STEP 2** Select the type of School Card you would like to apply for (for example 'Type A') and follow the prompts.
- STEP 3** Complete all mandatory fields.
Please note: you cannot submit your application unless all mandatory fields are complete.
- STEP 4** Once you have completed a page click on the 'NEXT' button.
- STEP 5** Once you have filled out all pages click the 'SUBMIT' button.
Please note: if you exit the form without clicking 'SUBMIT' your details will be lost.

You can save the form, and return to complete it at another time, by clicking on the 'SAVE' button.



sa.gov.au/education/schoolcard



Government
of South Australia
Department for Education

↓ Primary Mini-Lit certificates were presented at the Week 9 Primary Assembly



↓ How many Mrs Webbs can you spot?



↓ Willoughby Klopp with his impressive Technical Studies project.



SNI **PP** **ETS**

↓ 7/8 Girls attempt to get on the front of the newsletter




↓ Mr Trenorden with two mini 'look-a-likes'!



The Back Page

June 24, 2011



↑ SAASTA Power Cup

Calendar

JUNE

WEEK 10

28-30 Work Experience Week

28-30 SAASTA TAFE Block

JULY

1-2 Work Experience Week (cont)

1-2 SAASTA TAFE Block (cont)

3 Start of School Holidays

WEEK 1

19 First Day Back, Term 3

20 Year 11 Excursion to UniSA
Microbiology & Nutrition

23 6/7 Basketball Carnival at Minlaton

WEEK 2

28 Kindy Photo Day

30 Balaklava Eisteddfod

30 Open Girls Netball at Trinity College



WHAT

ARE

YOU

DOING

FOR

OTHERS?


stymie.
#saysomething